


L. S. T. Yeung Chung Ming School


Teaching How to use Electronic Notices

(1) How to download and login "e-Advice" (Campus Mobile App)


1.



App Store






Google Play



Friendly SAS

Parents can access the App Store (for Apple phones) or Google Play (for Android phones) to search "Friendly SAS" and download the app.

After downloading the app, parents click on the campus mobile app icon  to open the school mobile app "Friendly SAS".


易用學校行政系統


請選擇登入方法

因系統更新，原有用戶可能需要重新登入。

方法一：

自行輸入資料



或

方法二：

掃描 QR Code

If parents are not logged in, please select **"Method 1: Enter your own information"**.

2.


易用學校行政系統


<< 上一步

學校

樂善堂楊仲明學校
▼

用戶名稱

密碼

登入

校園手機應用程式
 學生姓名：
 班別：
 登入名稱：
 家長登入密碼：

Choose school name: **“Lok Sin Tong Yeung Chung Ming School”**

Enter the username and password, parents can refer to the username and password sticker in P.54 “School Mobile Application” in the student's homework book.

Click on **“Log in”** after typing the information

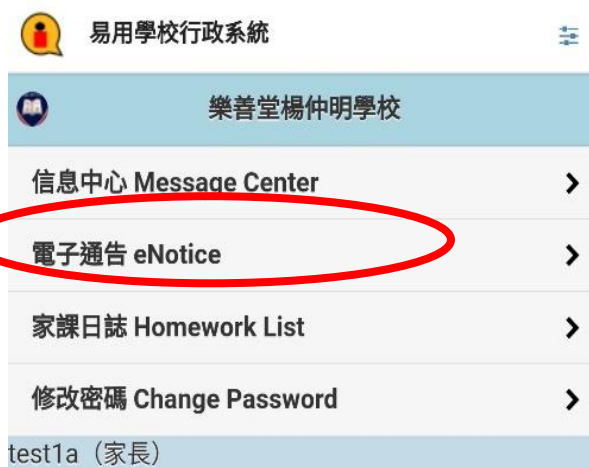
(2) Steps for parents to sign the "e-Advice"

1.



Parents will be alerted by the school's mobile app to sign the e-Advice when it is issued.

2.



After parents open the school mobile app
You can see the "E-Notice" option

3.



There are three options when you enter.
①Unsigned ②Signed ③No signature required

Parents can view unsigned/signed/non-signed notices.

Parents can select the name of the notice to read the content

4.

易用學校行政系統

Back 電子通告測試

編號： 001
標題： 電子通告測試
發佈日期： 2021-01-09
類別： 一般通告
下載檔案： **請按此下載**
回應狀況： 未簽署 (剩餘 4 天)
最後簽署期限： 2021-01-15
描述： 電子通告測試

問題

1* 本人的子女健康正常，同意*小兒/小女參加 貴校舉行之學校旅行

是 否

簽署

Parents can check the notice information, including the title of the notice, the date of publication, the date of final signature, etc.

Select download file, parents can open JPEG version notice

Parents can answer questions after reading the notice

問題

1* 本人的子女健康正常，同意*小兒/小女參加 貴校舉行之學校旅行

是 否

2* 願意擔任是次活動家長義工

是 否

3* 願意擔任是次活動家長義工，家長義工姓名：

不接受空白

簽署

Questions with * next to the question number must be answered. If you do not answer, the system does not accept the signature

問題

1* 本人的子女健康正常，同意*小兒/小女參加 貴校舉行之學校旅行

是 否


2* 願意擔任是次活動家長義工

是 否

3* 願意擔任是次活動家長義工，家長義工姓名：

陳立

簽署

 成功代 1 位學生簽署通告

After parents answer all the questions and select "Sign", the system will show "Successfully signed the notice on behalf of 1 student", which means that parents have finished signing the notice.

 易用學校行政系統 ☰

電子通告列表

2020-21 陳大文

未簽閱 已簽閱 **無須簽** 共有 159 個 無須簽 通告：

陳小文

陳大文

The e-Advice system supports the ability to view the **accounts of siblings in the same school**. Parents can simply log in with **one of their children's** accounts and switch to the accounts of children in different classes to sign the e-Notice.